

INTRODUCING OUR NEW...

2-26 L/MIN CHROME BODY FLOWMETER



The hospital standard in flowmeters

They're Durable...

The polycarbonate housings are extremely durable. They are impervious to chemical solutions normally used in a clinical setting preventing clouding and spidering. The polycarbonate flow tubes insure durability.

They're Accurate...

Our titanium flow indicator ball insures exceptional sphericity and uniform weight which contributes to a more accurate flowmeter than those using plastic floats.

They're Precise...

Highly accurate needle valves insure precise flow-settings the first time....every time.

They're Easy to Use...

The flow control knob is on the front of the flowmeter in clear sight of the operator unlike side mount knobs which are susceptible to damage during installation of additional equipment.

They're Dependable...

The housings and flow tubes carry a lifetime warranty and the needle valves carry a five (5) year warranty.

Made in



SPECIFICATIONS









Model	Gas	Scale	Increments	Accuracy
2-26 l/min	Oxygen	2-26 l/min	1 l/min from 2 to 26 l/min	± .5 l/min for 2-4 l/min ± 10% from 5-26 l/min

Flowmeters calibrated at 50 PSI, 70°F, standard atmospheric pressure.
Specifications are subject to change without prior notice.



ORDERING INFORMATION

Flowmeter Order Chart

	O2 2-26 l/min
No Adaptor (1/8 NPTF)	1MFA1101
 DISS Female Hex Nut	1MFA1102
 DISS Female Hand Tight	1MFA1103
 DISS Male	1MFA1104
 Ohmeda	1MFA1105
 Chemetron	1MFA1106
 Oxequip	1MFA1107
 Puritan-Bennett	1MFA1108
 Schrader	1MFA1109

Add C behind part number for export model